



GOVERNMENT OF ODISHA

People's Guide

Annual Budget, 2024-25

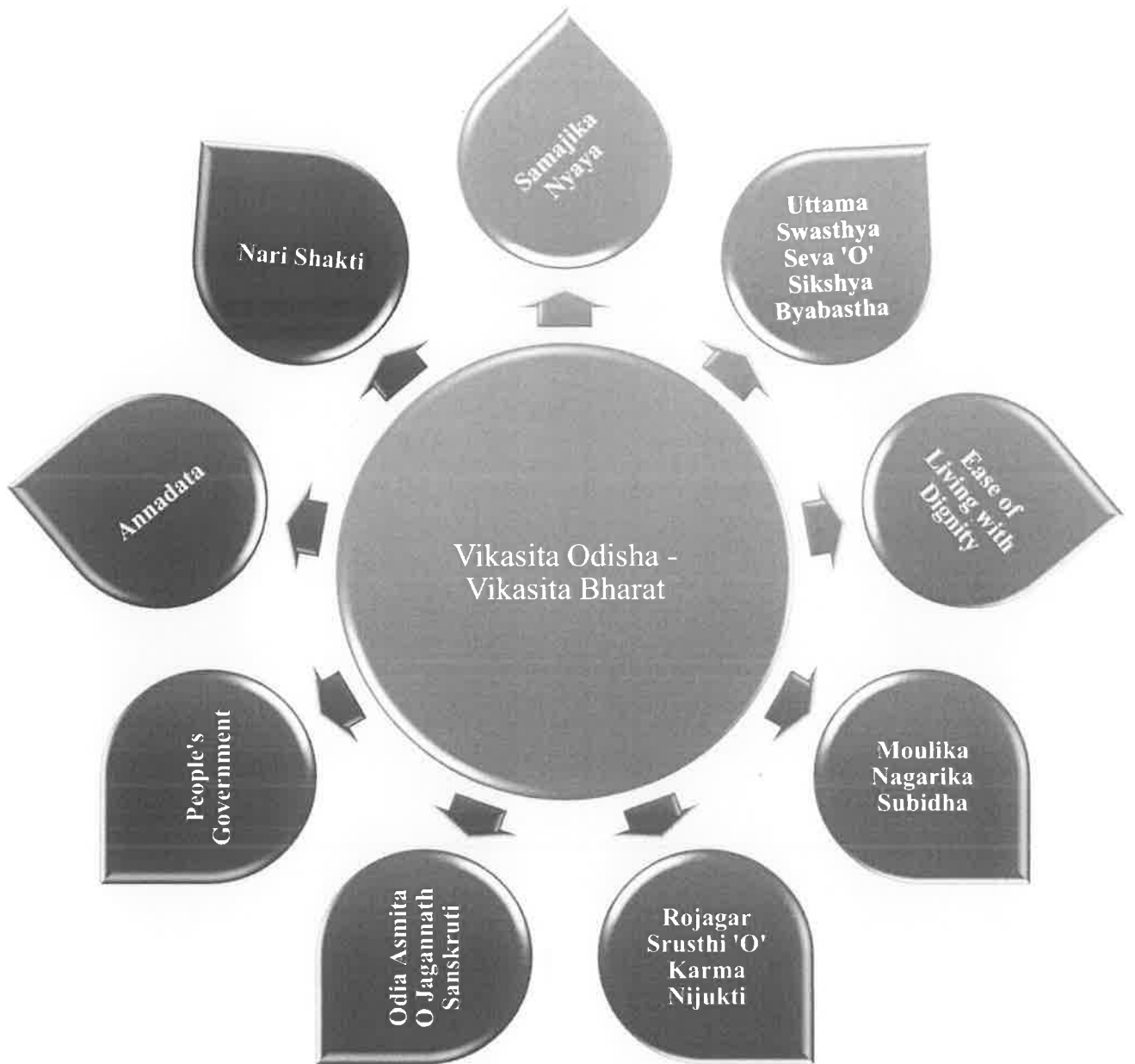
25th July, 2024

FINANCE DEPARTMENT

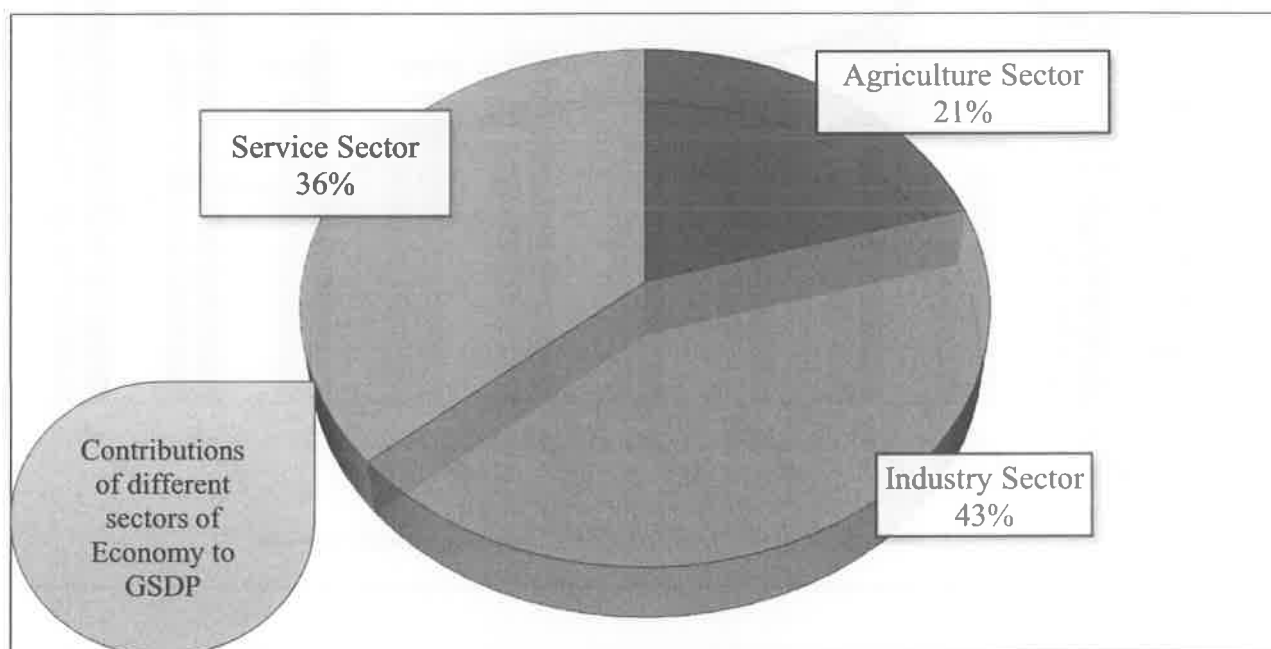
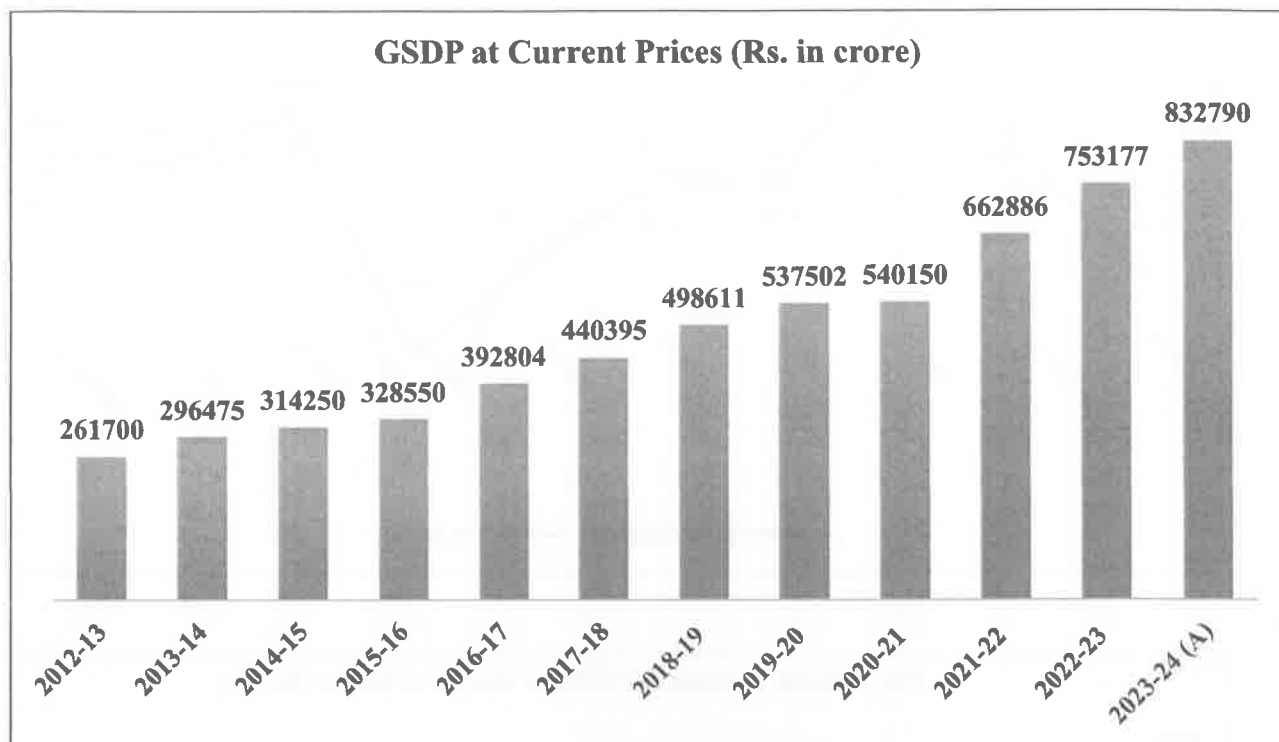
Table of Content

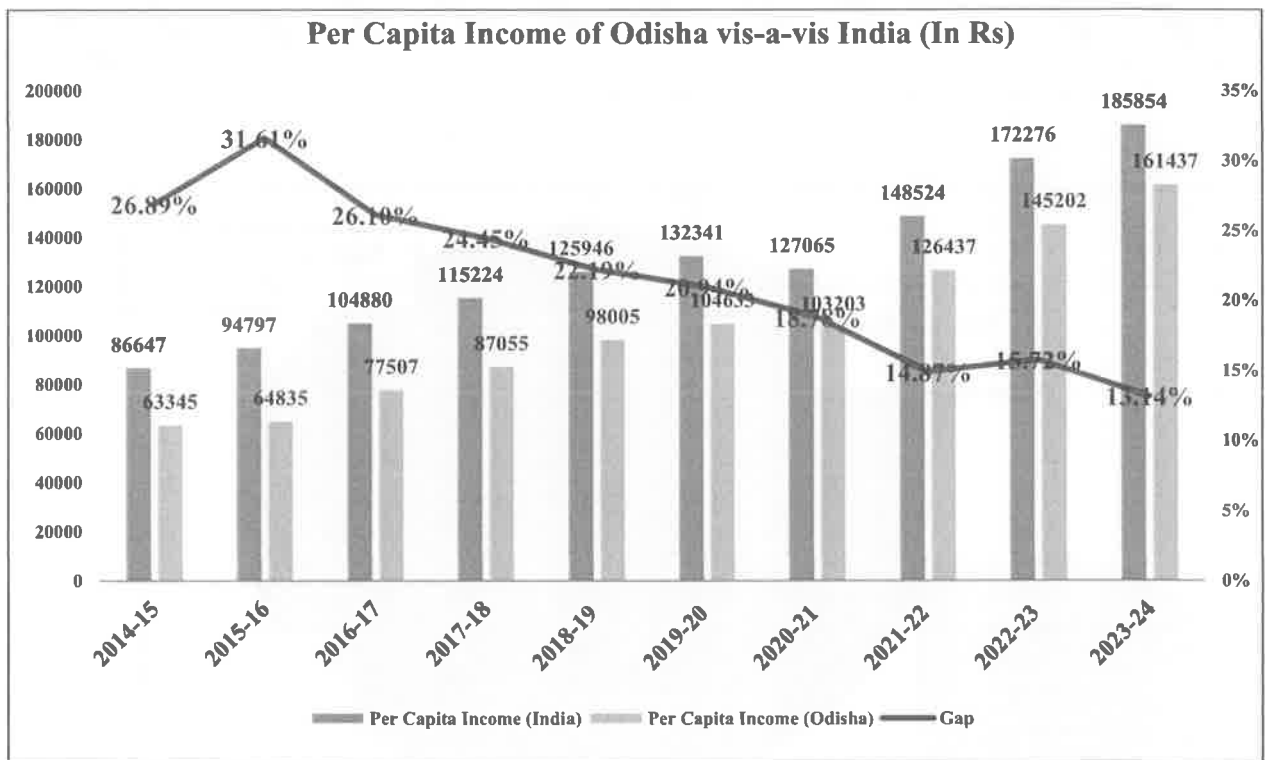
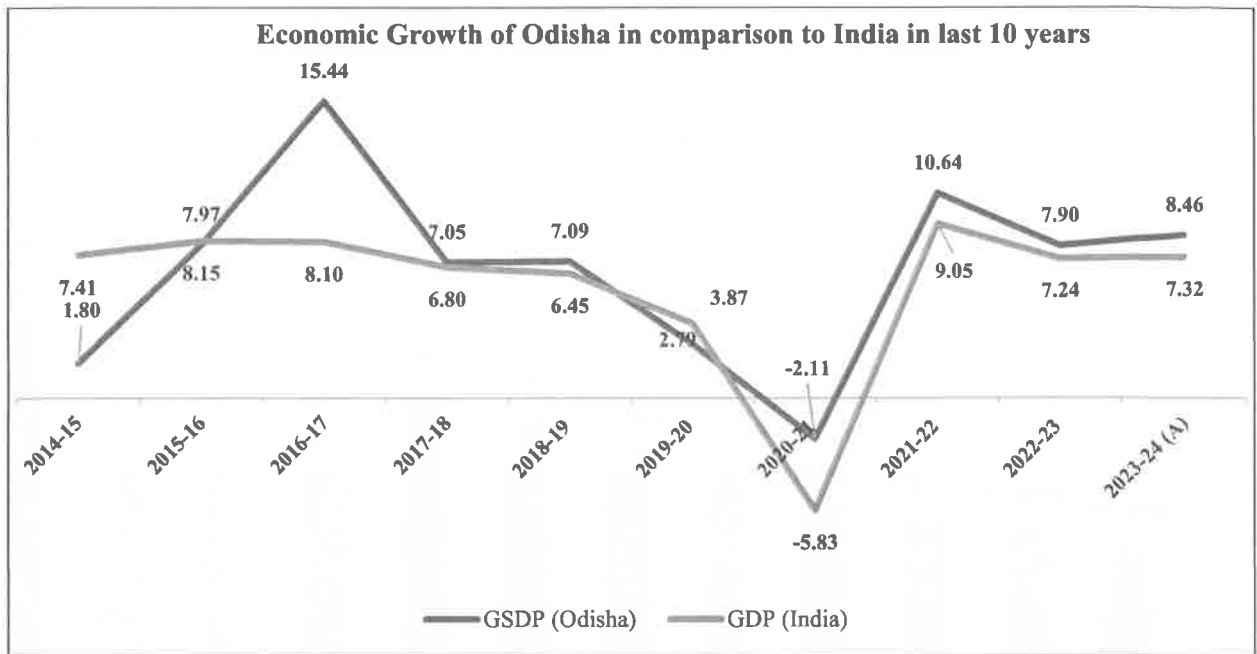
1	Odisha Budget 2024-25: Key Priorities	1
2	Economic Outlook of Odisha	2
3	Sources and Uses of Funds	4
4	Receipt	5
5	Expenditure	6
6	Budget 2024-25: A Snapshot	7
7	New Initiatives in Budget 2024-25	8
8	Important Sectors in the Budget	9
9	Share of top 15 Departments in Budget	13
10	Programme Highlights	14
11	Public Debt Status	17
12	Demand-wise Budget allocation	18

1. Odisha Budget 2024-25: Key Priorities



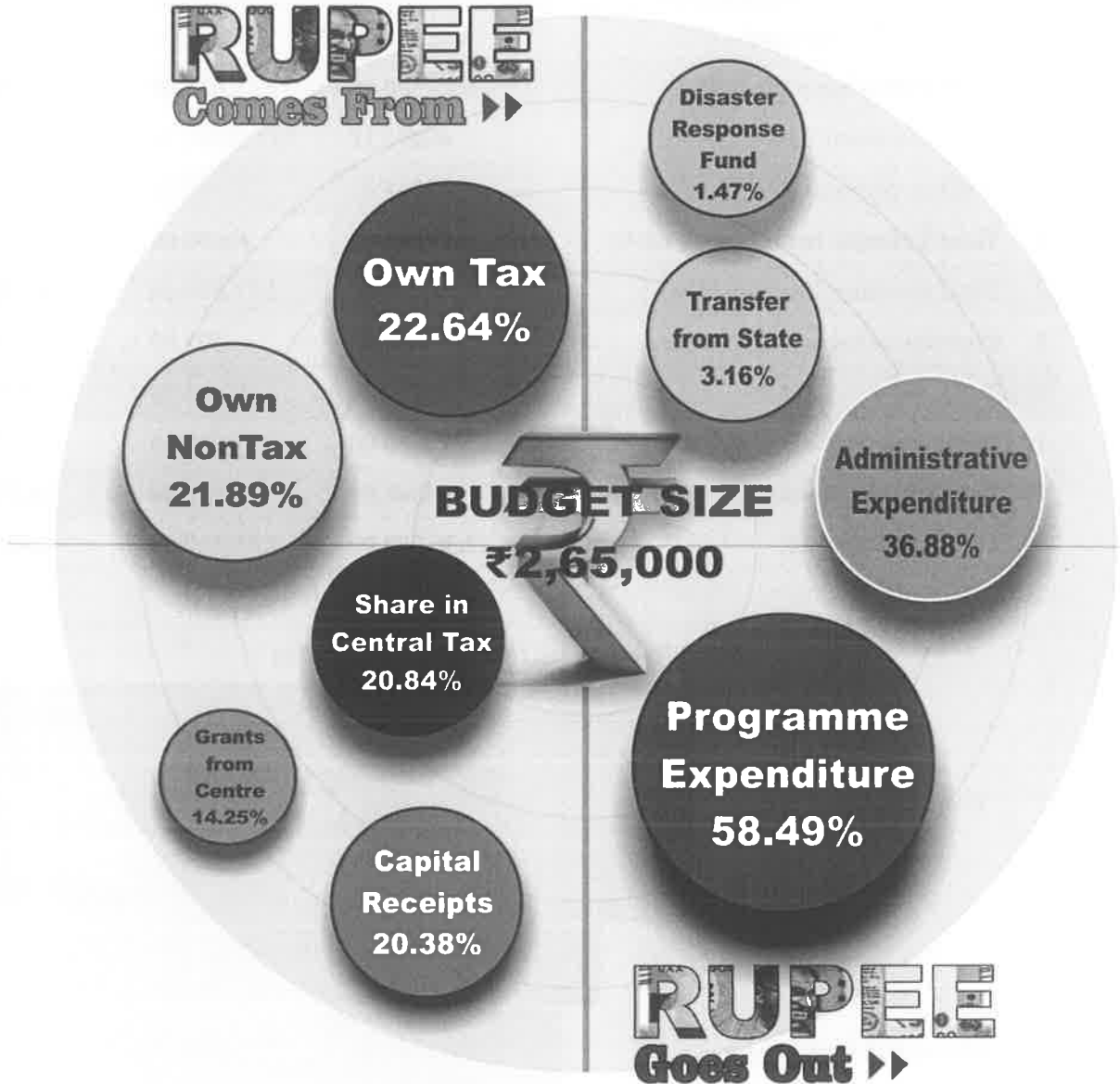
2. Economic Outlook of Odisha





SOURCES AND USES OF FUNDS

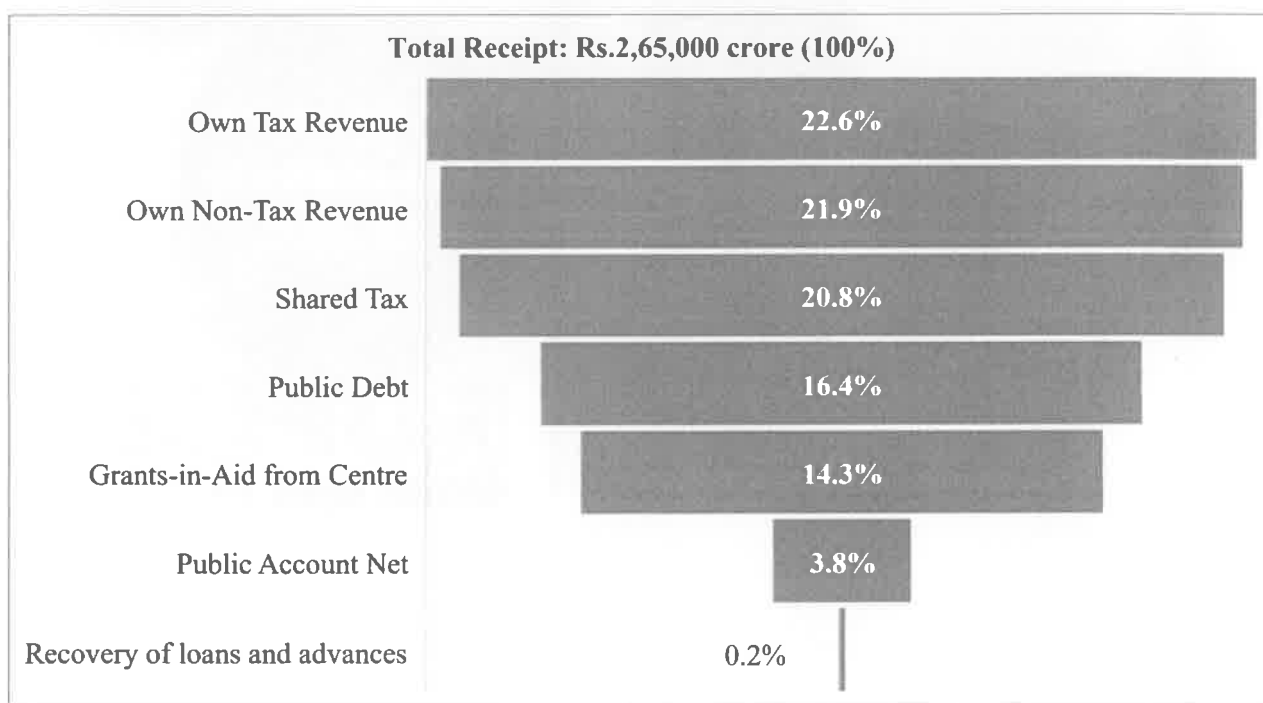
RUPEE
Comes From >>



RUPEE
Goes Out >>

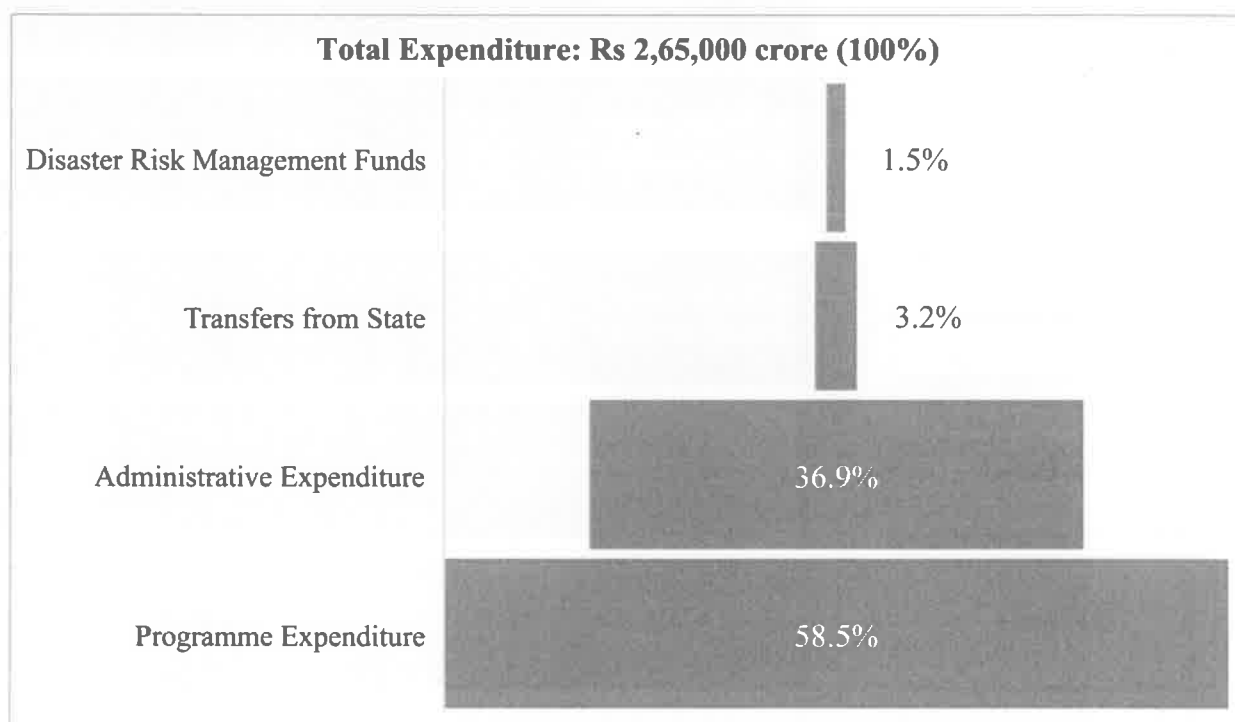
4. Receipt

Rs in Crore	2023-24 BE	2024-25 BE	% Growth
1. State's Own Tax Revenue	53000.00	60000.00	13.2%
2. Own Non-Tax Revenue	52500.00	58000.00	10.5%
3. State's Own Revenue (1+2)	1,05,500.00	1,18,000.00	11.8%
4. Share in Central Tax	46251.18	55231.76	19.4%
5. Grant-in-Aid from Centre	32748.82	37768.24	15.3%
6. Total Transfer from Centre (4+5)	79000.00	93000.00	17.7%
7. Total Revenue Receipts (3+6)	1,84,500.00	2,11,000.00	14.4%
8. Recovery of loans and advances	870.00	505.00	-42.0%
9. Public Debt	34630.00	43495.00	25.6%
10. Public account Net	10000.00	10000.00	0.0%
11. Total Capital Receipt (8+9+10)	45500.00	54000.00	18.7%
12. Total Receipt (7+8)	2,30,000.00	2,65,000.00	15.2%



5. Expenditure

Rs in Crore	2023-24 BE	2024-25 BE	% Growth
1. EOM Expenditure	67973.15	71133.44	4.6%
2. Interest Payment	7240.85	5500.00	-24.0%
3. Principal Repayment	18786.00	21091.56	12.3%
4. Administrative Expenditure (1+2+3)	94000.00	97725.00	4.0%
5. State Sector Schemes	89129.91	111949.73	25.6%
6. Central Sector Schemes	371.40	538.98	45.1%
7. Centrally Sponsored Schemes	35498.69	42511.30	19.8%
8. Programme Expenditure (5+6+7)	125000.00	155000.00	24.0%
9. Disaster Risk Management Funds	3700.00	3900.00	5.4%
10. Transfer to Local Bodies	7300.00	8375.00	14.7%
11. Total Expenditure (4+8+9+10)	230000.00	265000.00	15.2%



6. Budget 2024-25: A Snapshot

Budget Size	<ul style="list-style-type: none">₹2.65 lakh crore28.6% of GSDP15% increase over 2023-24 BE
Programme Expenditure	<ul style="list-style-type: none">₹1.55 lakh crore58.5% of Budget24% increase over 2023-24BE
Capital outlay	<ul style="list-style-type: none">₹58,195 crore6.3% of GSDP22% of Total Budget
Social Sector	<ul style="list-style-type: none">₹1,10,247 crore42% of Budget
Economic Sector	<ul style="list-style-type: none">₹84,135 crore32% of Budget
Development Expenditure	<ul style="list-style-type: none">₹1,94,382 crore73% of Budget
Revenue Surplus	<ul style="list-style-type: none">₹27,436 crore2.96% of GSDP
Fiscal Deficit	<ul style="list-style-type: none">₹32,403 crore3.5% of GSDP
Debt stock	<ul style="list-style-type: none">₹1,25,550 crore13.56% of GSDP

7. New Initiatives in Budget 2024-25

1 Subhadra
Jojana: ₹10000
crore

2 Samrudha
Krushaka Yojana:
₹5000 crore

3 Corpus Fund for
SJTA: ₹500
crore

4 Corpus fund for
Odia Asmita:
₹200 crore

5 Madho Singh
Haath Kharch:
₹156 crore

6 Godabarisha Mishra
Adarsha Prathamika
Vidyalaya: ₹50 crore

7 Mahanadi River
front Development
Project : ₹50 crore

8 Deen Dayal
Karmachari
Niwas: ₹50 crore

Solar based
Street Light at
GPs: ₹10 crore

Corpus Fund for
Medical College &
Hospitals: ₹200 crore

Roof Top Solar
Projects (PM Surya
Ghar): ₹100 crore

Dharmasala -cum-
Guest House for
attendants of cancer
patients: ₹18 crore

Paediatric
Cancer Facilities:
₹25 crore

Ayusman Bharat
Pradhan Mantri Jan
Arogya Yojana (AB
PM-JAY): ₹500 crore

Pradhan Mantri
Matru Vandana
Yojana (PMMVY):
₹92 crore

Pradhan Mantri
School for Rising
India (PM SHRI):
₹25 crore

9

10

11

12

13

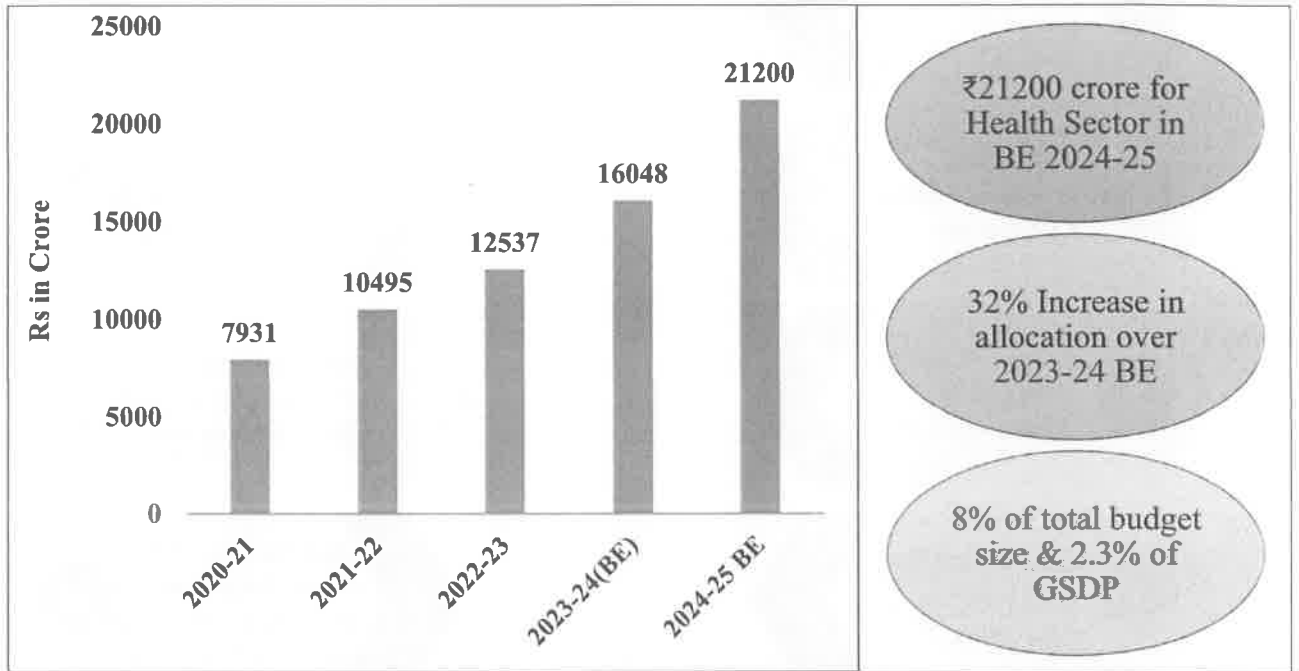
14

15

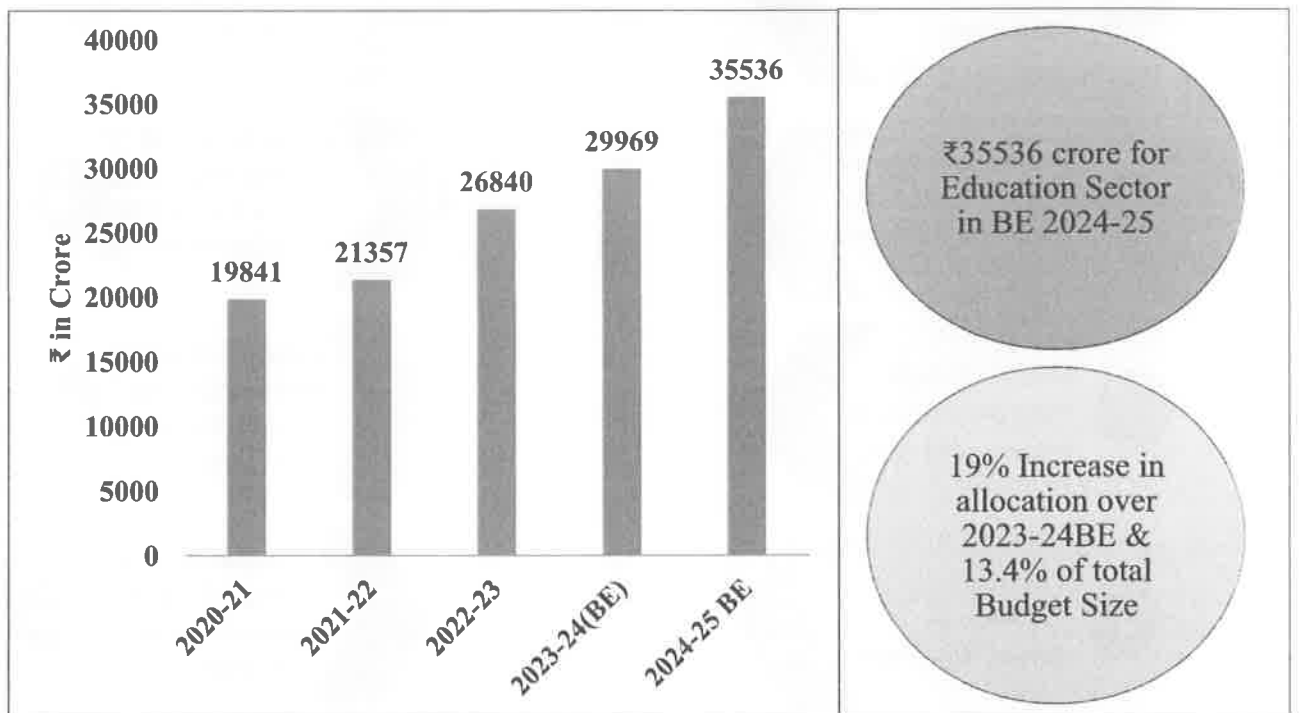
16

8. Important Sectors in the Budget

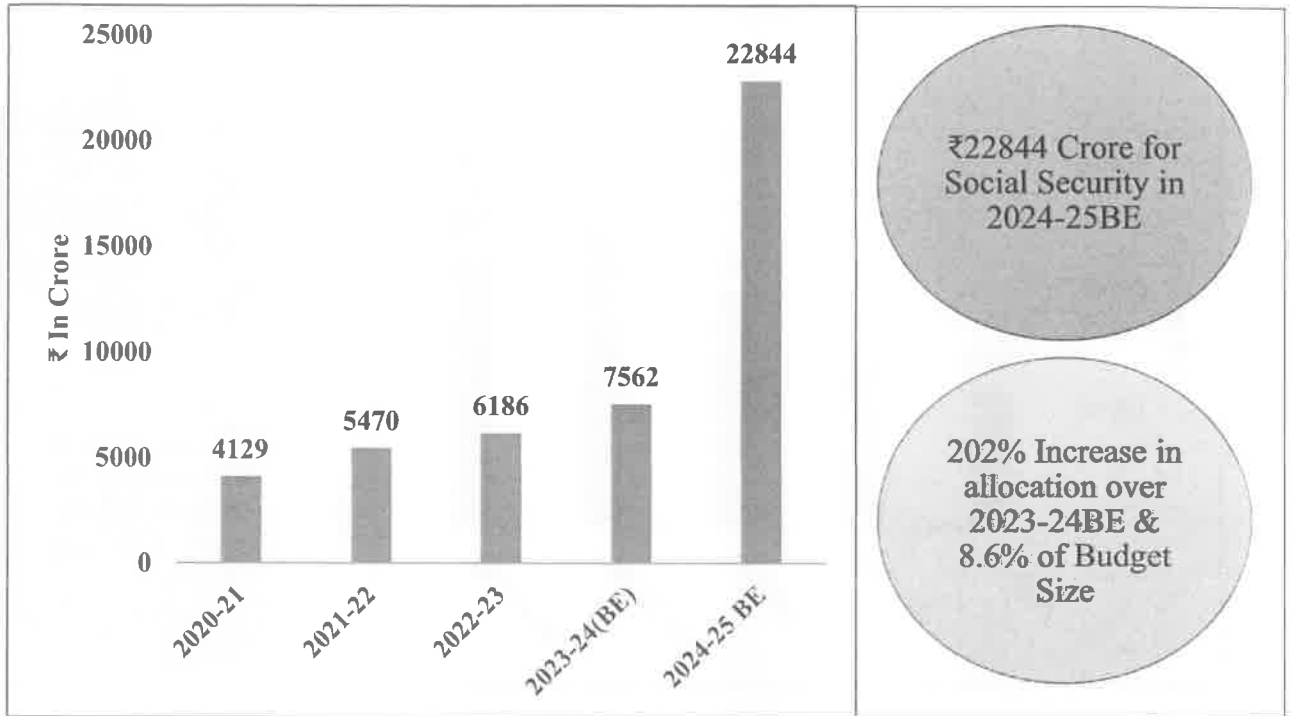
HEALTH CARE



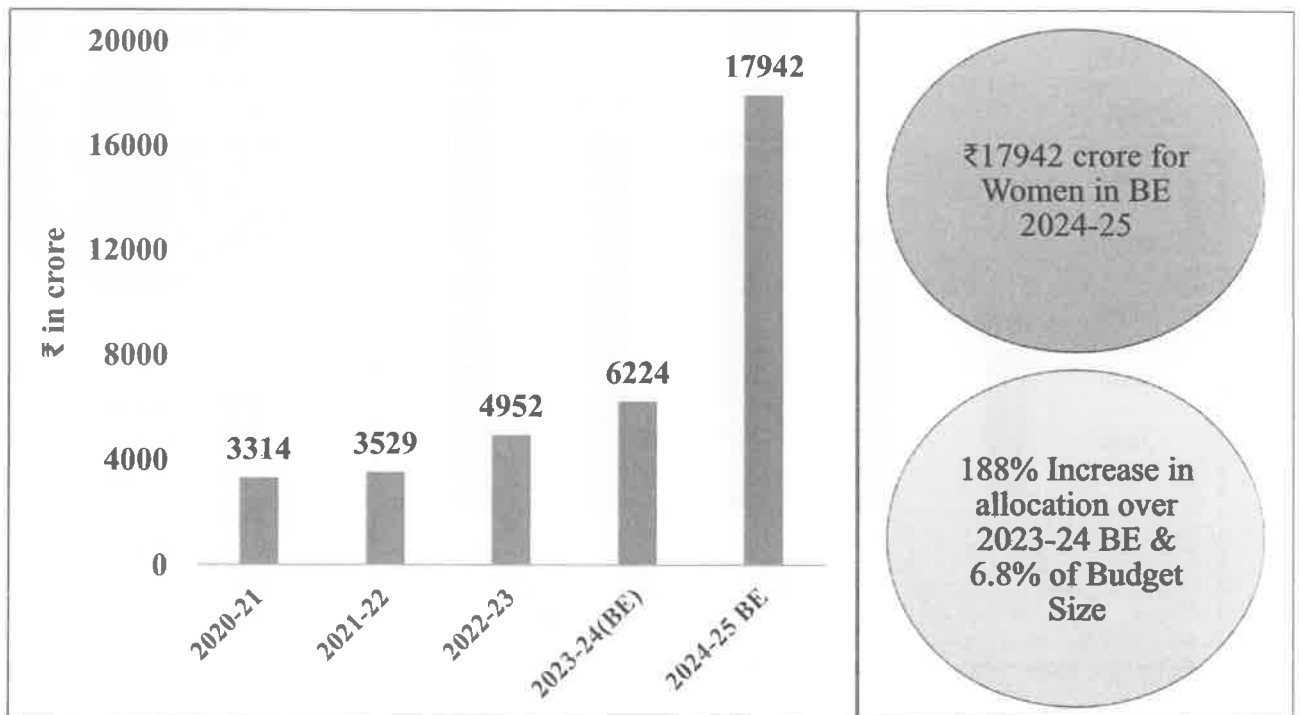
EDUCATION



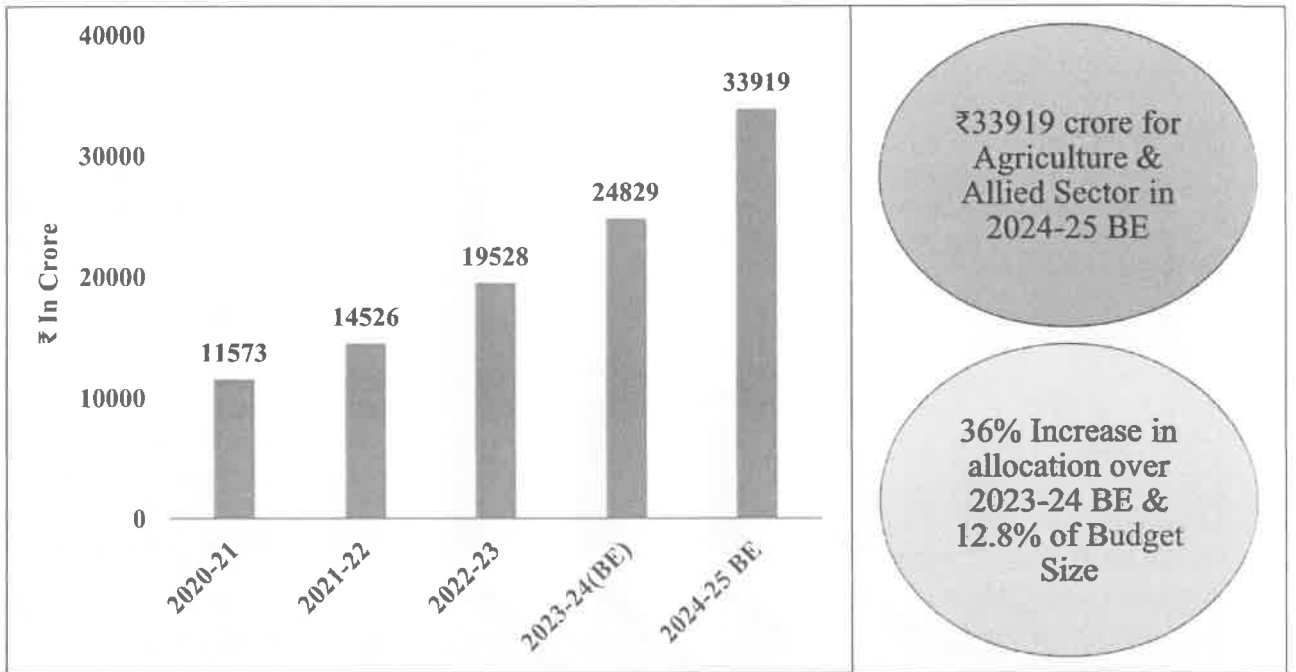
SOCIAL SECURITY



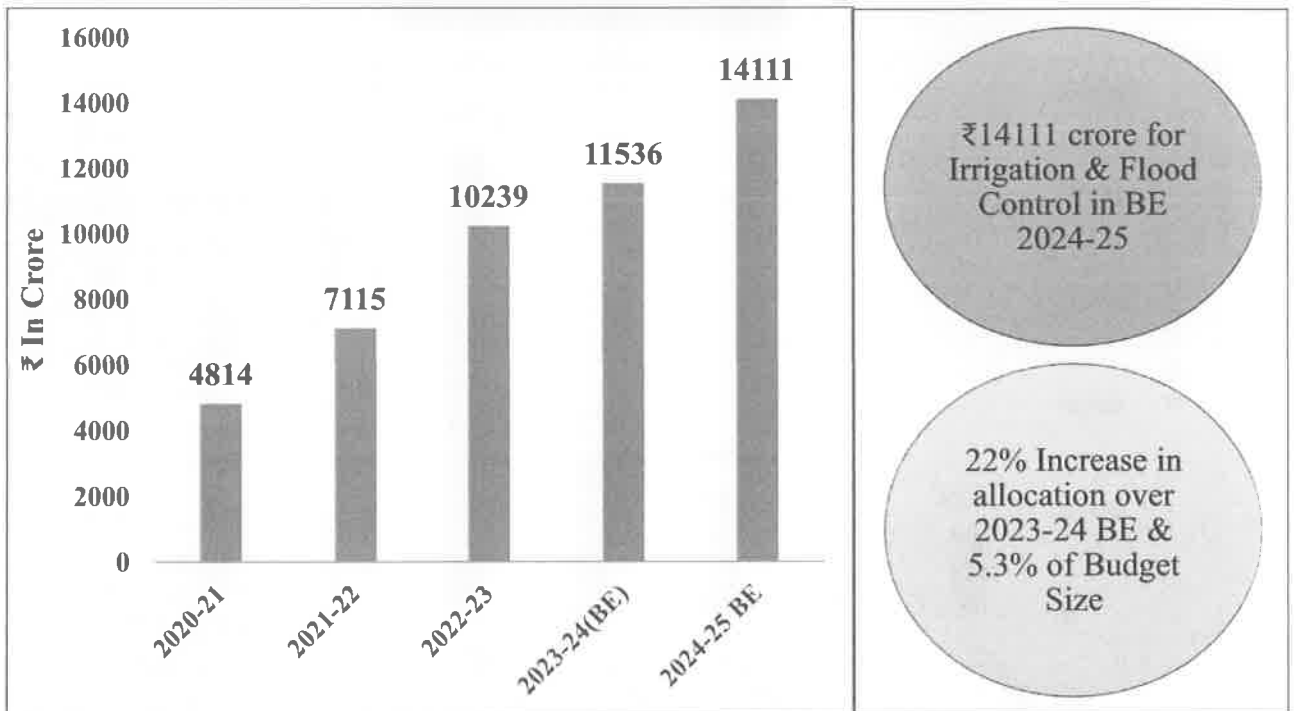
WOMEN



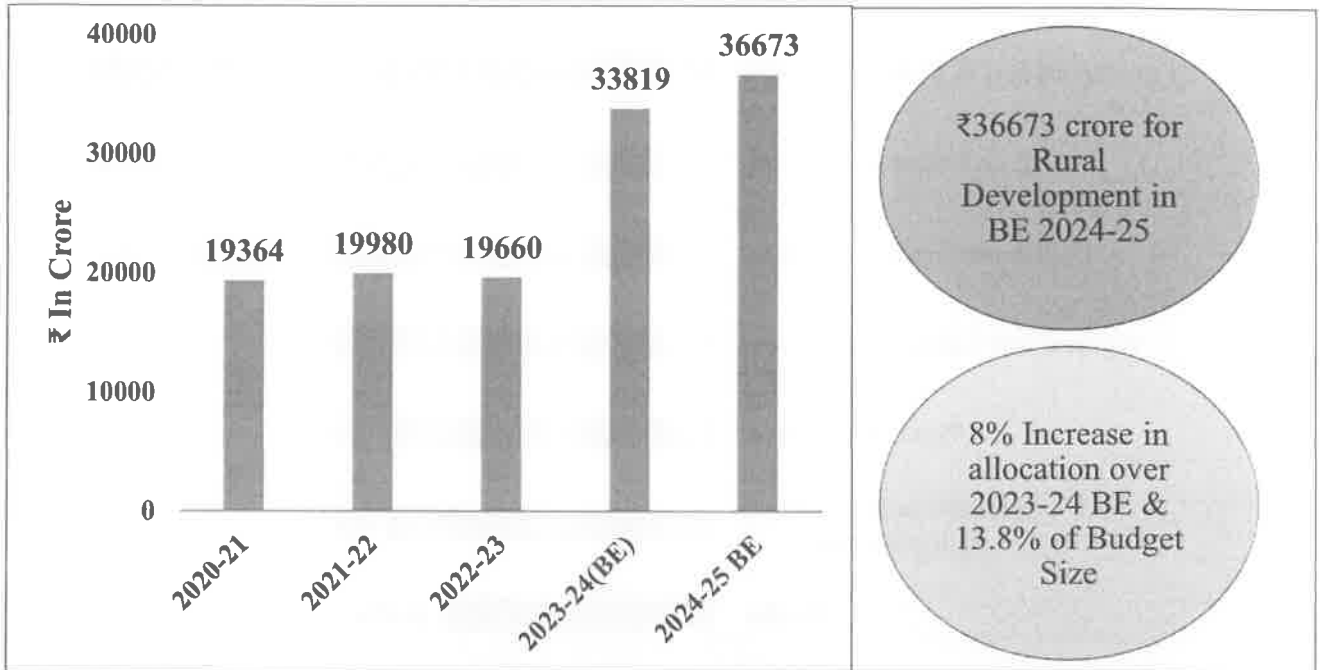
AGRICULTURE & ALLIED



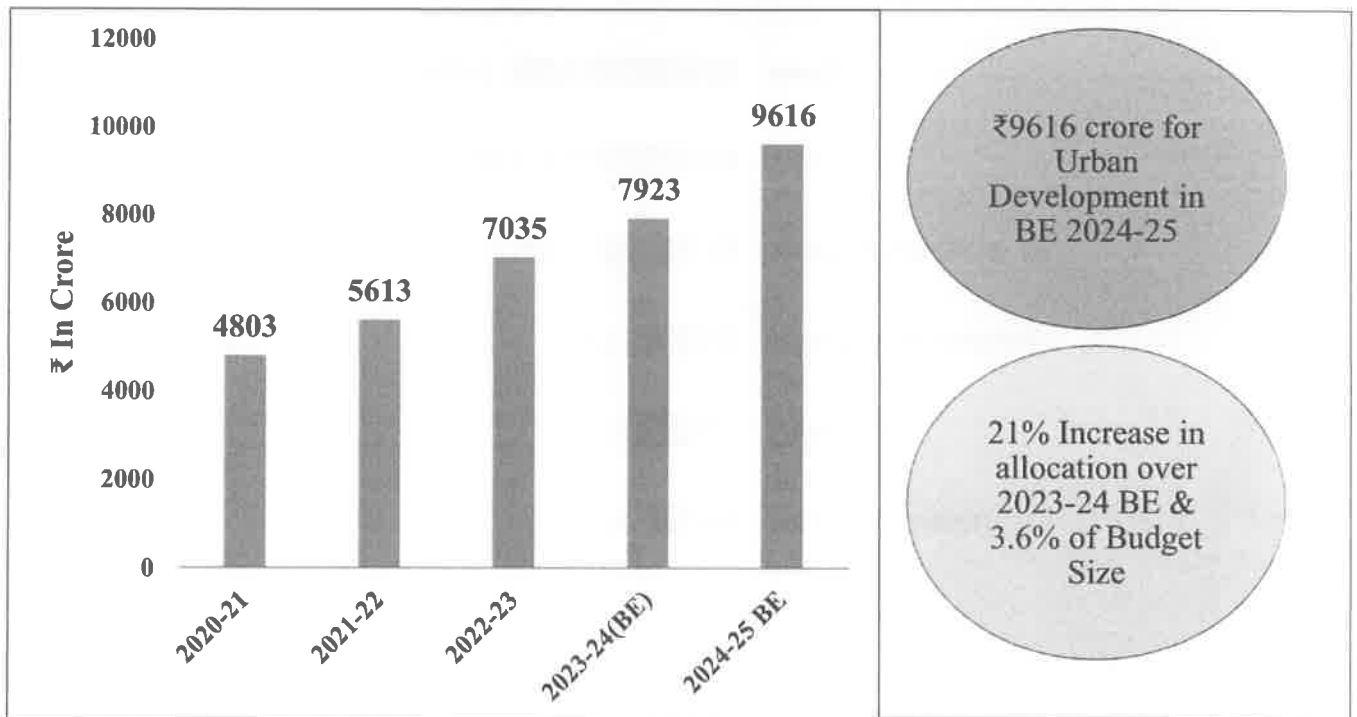
IRRIGATION & FLOOD CONTROL



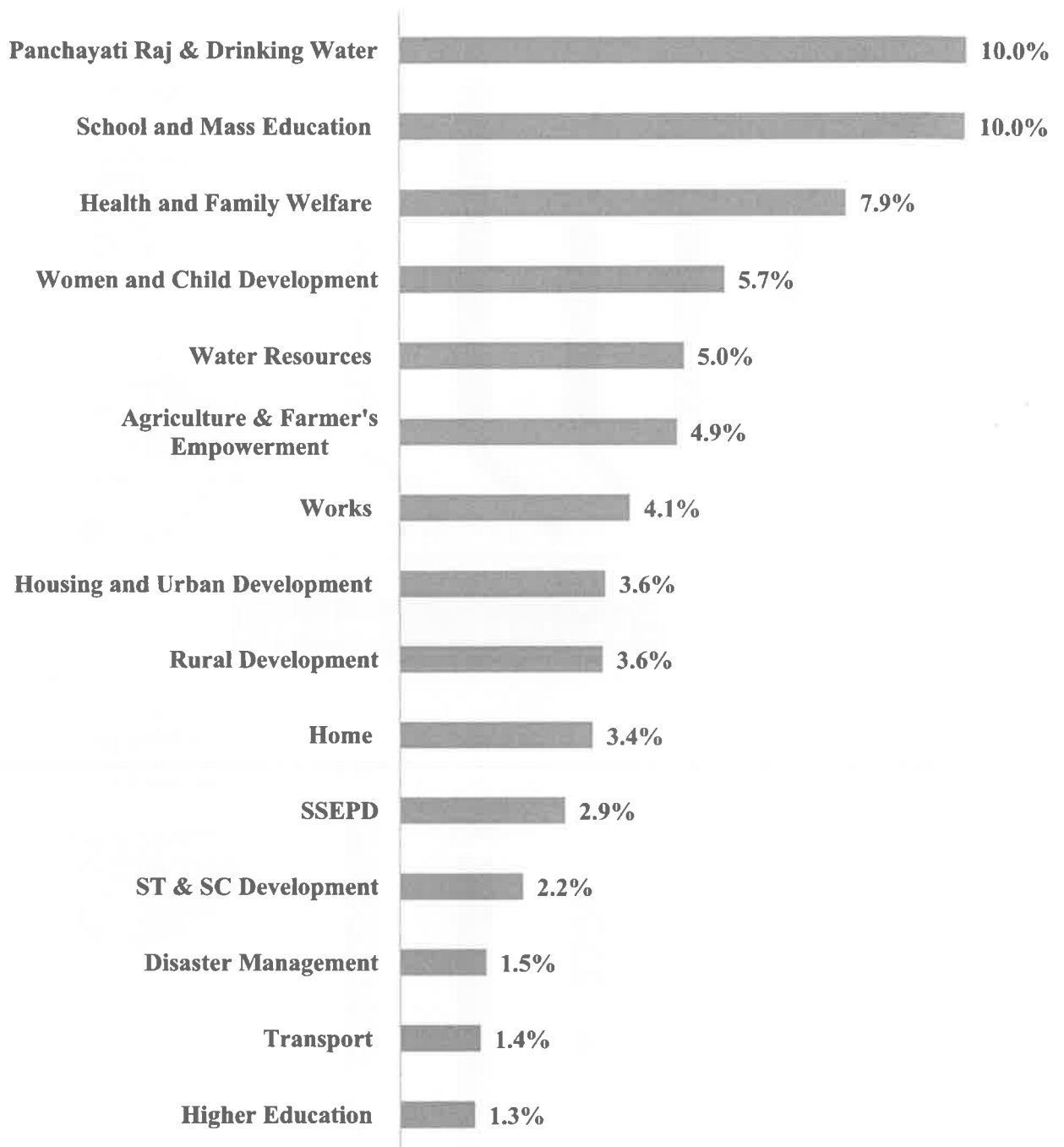
RURAL DEVELOPMENT



URBAN DEVELOPMENT



9. Share of Top 15 Departments in Total Budget



10. Programme Highlights

Agriculture & Farmer's Empowerment

Samrudha Krushaka Yojana : ₹ 5000 Cr.

CM KISAN : ₹1935 Cr.

Shree Anna Abhiyan : ₹649 Cr.

Crop Diversification : ₹ 547 Cr.

Fisheries & ARD

Odisha Matsya Mission : ₹344 Cr.

Prani Sampad Samrudhhi Yojana : ₹189 Cr.

Goal for Management and Treatment of Animals (GOMATA) : ₹ 37 Cr.

Pradhan Mantri Matsya Sampada Yojana: ₹ 220 Cr.

Irrigation & Flood Control

Instream Storage Structure : ₹814 Cr.

Parbati Giri Mega Lift Projects : ₹1125 Cr.

Flood Control and Drainage : ₹ 1036 Cr.

Water Storage & Irrigation Development Project : ₹ 1872 Cr.

Health : Caring for All

Ayushman Bharat PM-JAY : ₹500 Cr.

Gopabandhu Jana Arogya Yojana : ₹5450 Cr.

Mukhya Mantri Swasthya Seva Mission : ₹2462 Cr.

National Health Mission : ₹ 2095 Cr.

Education: Enriching the life

Godabasisha Mishra Adarsha Prathamika Vidyalaya : ₹50 Cr.

Panchasakha Sikhya Setu : ₹332 Cr.

Mukhyamantri Sikhya Puraskar: ₹139 Cr.

PM POSHAN: ₹ 997 Cr.

Samagra Sikshya : ₹3,791 Cr.

Development of SCs, STs, OBCs & Minorities

Madho Singh Haath Kharch : ₹ 156 Cr.

Scholarship : ₹ 1170 Cr.

Mukhyamantri Janajati Jeebika : ₹200 Cr.

PM-AJAY : ₹ 266 Cr.

PM-AAGY: ₹120 Cr

Women, Child Development & Mission Shakti

Subhadra Jojana : ₹10,000 Cr.

MAMATA & PMMVY: ₹521 Cr.

POSHAN Abhiyaan : ₹ 295 Cr.

State support to ICDS : ₹ 1,366 Cr.

Mission Shakti Programme : ₹1,179 Cr.

Social security

Madhubabu Pension Yojana : ₹4,487 Cr.

Bhima Bhoi Bhinna Khyama Samarthya Abhijan : ₹30 Cr.

Home for Aged : ₹56 Cr.

Advanced Rehabilitation Center (ARC): ₹22 Cr.

Urban Development

Bhubaneswar Metro Rail : ₹1,000 Cr.

Urban Water Supply : ₹357 Cr.

New City Development: ₹918 Cr.

SBM-Urban : ₹534 Cr.

Rural Development

Viksit Gaon Viksit Odisha : ₹1,000 Cr.

BASUDHA: ₹2,000 Cr.

Pradhan Mantri Awaas Yojana(G) : ₹6,090 Cr.

Jal Jeevan Mission : ₹6,000 Cr.

SBM (Grameen) : ₹600 Cr.

Industries & MSMEs

Land Bank Scheme : ₹200 Cr.

Industrial Infrastructure Development Fund(IIDF) : ₹60 Cr.

CM-SRIM : ₹80 Cr.

Promotion of MSME: ₹168 Cr.

Energy

Odisha Shakti Bikash Jojana : ₹1436 Cr.

Odisha Akshaya Shakti Unnayana Jojana : ₹613 Cr.

Mukhya Mantri Shakti Sanrakshana Abhijaan : ₹ 74 Cr.

Working Capital Loan to GRIDCO : ₹700 Cr.

Transport

Development of Railway projects : ₹600 Cr.

Civil Aviation : ₹372 Cr.

Gramanchal Paribahan : ₹1085 Cr.

Subsidy under Electric Vehicle Policy: ₹150 Cr.

Construction of Bus Stand : ₹839 Cr.

Road

Road development Programme : ₹6,180 Cr.

Setu Bandhan Yojana : ₹1990 Cr.

Pradhan Mantri Gram Sadak Yojana (PMGSY): ₹1976 Cr.

Rural Roads: ₹2319 Cr.

Road Safety Fund : ₹45 Cr.

Tourism Development

Allocation for Tourism : ₹800 Cr.

Development and Management of Tourist destinations: ₹445 Cr.

Tourist Information and Publicity : ₹279 Cr.

Baristha Nagarika Tirtha Yatra Yojana : ₹20 Cr.

Shree Jagannath Culture and Odia Asmita

Corpus fund SJTA : ₹500 Cr.

Corpus fund for Odia Asmita : ₹200 Cr.

Mukhya Mantri Kalakara Sahayata Yojana : ₹72 Cr.

Conservation and protection of Monuments : ₹15 Cr.

Sports & Youth

Sports Infrastructure : ₹952 Cr.

Yuva Shakti : ₹100 Cr.

Assistance to outstanding sports persons : ₹60 Cr.

Organizing Sports Competition : ₹65 Cr.

Forest, Environment & Climate Change

CAMPA : ₹1168 Cr.

Mukhyamantri Kendu Patra Tolali Yojana : ₹100 Cr.

Development and Beutification of Nandankanan Zoo : ₹50 Cr.

Green Mahanadi Mission : ₹42 Cr.

11. Public Debt Status in 2024-25 Budget

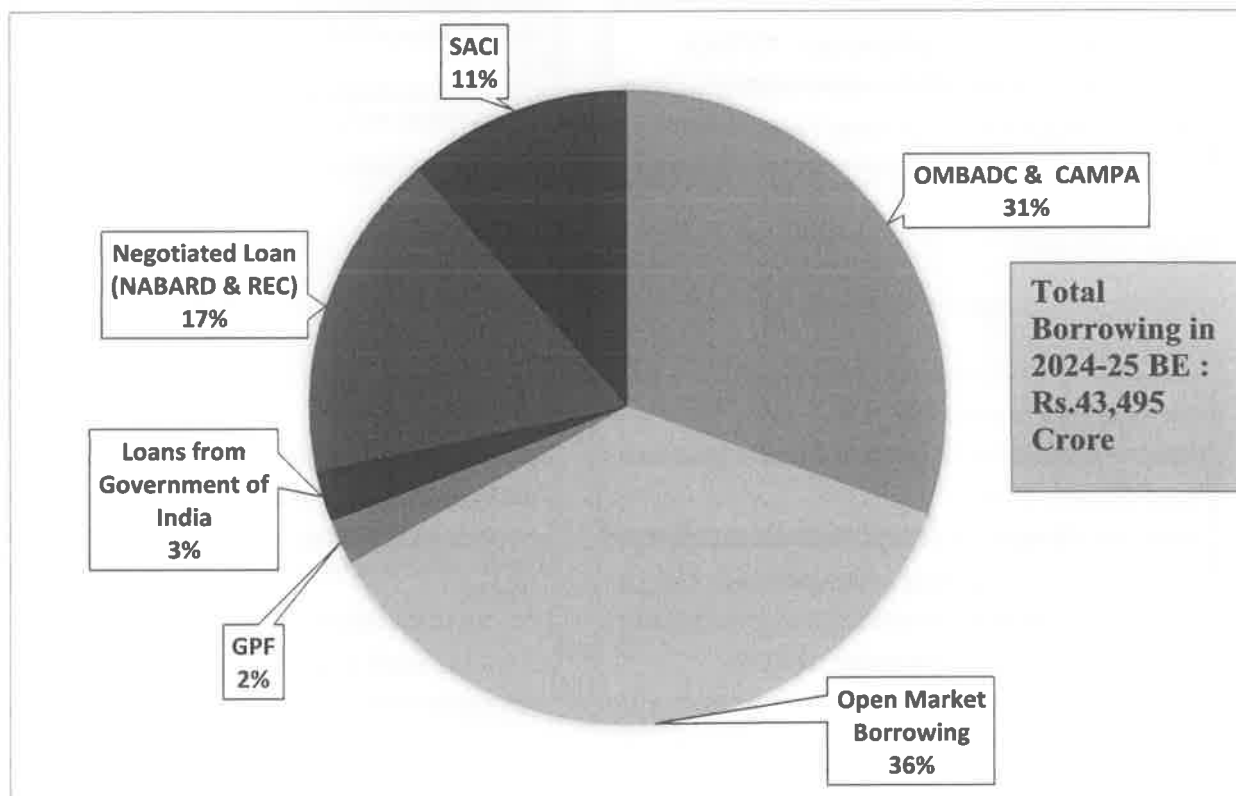
Total Debt Stock :
Rs.125550 Crore
Debt to GSDP:
13.56%

Interest Payment :
Rs.5500 Crore
Interest Payment to
Revenue Receipt :
2.6%

Per Capita Debt :
Rs.26656

Fiscal Deficit:
Rs.32403 Crore
3.5% of GSDP

Debt Position is
fully FRBM
Compliant



12. Demand-wise Budget allocation

Department-wise Net Provision: FY 2024-25 (BE)

(₹ in crore)						
No.	Department Name	Administrative Expenditure	Programme Expenditure	Disaster Risk Management Fund	Transfer from State	Total
1	Home	7255.77	1738.05			8993.82
2	General Administration & PG (GA)	485.42	246.18			731.59
3	Revenue and Disaster Management (Revenue)	1296.37	472.47			1768.84
4	Law	994.96	595.32			1590.27
5	Finance	52976.57	6335.00			59311.57
6	Commerce	92.28	110.32			202.60
7	Works	2300.00	8450.00			10750.00
8	Odisha Legislative Assembly	85.98	0.00			85.98
9	Food Supplies & Consumer Welfare	94.73	1213.26			1307.99
10	School and Mass Education	14699.31	11691.93			26391.24
11	ST & SC Development, Minorities & Backward Classes Welfare	1192.47	4557.33			5749.80
12	Health and Family Welfare	5152.95	15684.21			20837.16
13	Housing and Urban Development	652.38	6320.30		2630.66	9603.33
14	Labour & Employees State Insurance	197.17	120.97			318.14
15	Sports and Youth Services	104.95	1210.00			1314.95
16	Planning and Convergence	57.15	1961.35			2018.50
17	Panchayati Raj & Drinking Water	718.60	20003.53		5744.34	26466.47
18	PG&PA	2.80	0.00			2.80
19	Industries	7.85	800.00			807.85
20	Water Resources	1771.81	11500.00			13271.81
21	Transport	99.81	3642.42			3742.23
22	Forest and Environment & Climate Change	676.32	741.59			1417.91
23	Agriculture & Farmer's Empowerment	1048.00	11880.84			12928.84
24	Steel and Mines	91.85	364.53			456.38
25	Information and Public Relations	70.36	85.82			156.18
26	Excise	160.91	80.00			240.91
27	Science and Technology	12.33	109.17			121.50
28	Rural Development	1800.00	7656.03			9456.03
29	Parliamentary Affairs	80.00	5.04			85.04
30	Energy	55.28	3300.00			3355.28

						(₹ in crore)
No.	Department Name	Administrative Expenditure	Programme Expenditure	Disaster Risk Management Fund	Transfer from State	Total
31	Handlooms, Textiles & Handicrafts	78.75	183.50			262.25
32	Tourism	17.95	800.00			817.95
33	Fisheries and ARD	545.66	1350.09			1895.75
34	Co-operation	166.14	1949.99			2116.13
35	Public Enterprises	4.54	7.00			11.54
36	Women and Child Development	31.47	15149.43			15180.91
37	E & Information Technology	8.03	500.68			508.71
38	Higher Education	1834.71	1643.11			3477.83
39	Skill Development and Technical Education	532.43	1050.33			1582.76
40	Micro, Small & Medium Enterprises Department	82.02	665.46			747.48
41	Department of Social Security & Empowerment of Persons with Disability	109.81	7600.00			7709.81
42	Revenue and Disaster Management (Disaster Management)	35.29	87.22	3900.00		4022.51
43	Odia Language, Literature and Culture	39.82	380.00			419.82
44	Mission Shakti	4.00	2757.52			2761.52
Total		97725.00	155000.00	3900.00	8375.00	265000.00